












Preparation for blending

Work step	Product recommendation	Grit
Matting conventional and reflow lacquers	siaair 	
Matting scratch-resistant, hard clear lacquers	siacarat 	




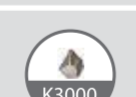
Removing dust inclusions

Work step	Product recommendation	Grit
Flattening	siawat sheets or daisy discs 	 For large inclusions 
Matting & blending	siaair 	


Removing paint runs

Work step	Product recommendation	Grit
Flattening surfaces (manual)	siawat sheets 	
Flattening surfaces (random orbital)	siaspeed 	
Blending & fine sanding	siaair 	






Removing orange peel effect

Work step	Product recommendation	Grit
Flattening surfaces	siaspeed 	
Matting & fine sanding	siaair 	

Hints and tips

Work step	Product recommendation
Optimising performance and contour adaptation/pressure adaptation	sia Intermediate Pad 

Polishing

Work step	Product recommendation	Accessories
1 a) Removal of polishing scratches	siachrome CUT 	For normal lacquers:  For scratch-resistant lacquers: 
1 b) Cleaning	siachrome MAGIC 	
2 a) Removal of holograms, micro-scratches and swirl marks	siachrome FINISH 	







Polishing guide:

- For best results, use the recommended pad and polish combinations.
- Hold the pad at a slight angle to the surface to be polished (this reduces hologram effect).
- To avoid spatter, start at a low speed. Then increase the speed gradually to max. 2000 rpm.
- Reduce the application pressure during polishing.
- Keep the pads clean because dirty pads cause swirl marks. Clean the pads with water after use. This will also extend the lifetime of the polishing pads.

Do not skip more than 2 grits!



Glazing

Work step	Product recommendation	Accessories
2 b) Cleaning	siachrome MAGIC 	
3 a) Glazing the surface for quick and efficient preservation	siachrome PEARL 	
3 b) Premium paint sealant for unrivalled long-term protection	siachrome PLATINUM 	

Extract from product range

Article				
1950 siaspeed	None	1500	Ø 80 mm	5816.8425.1500
7940 siaair	None	3000	Ø 80 mm	3647.2462.3000
1950 siaspeed	15-hole	800	Ø150 mm	7546.2948.0800
1950 siaspeed	15-hole	1200	Ø150 mm	7546.2948.1200
1950 siaspeed	15-hole	1500	Ø150 mm	7546.2948.1500
7940 siaair	None	1000	Ø150 mm	5163.3687.1000
7940 siaair	None	3000	Ø150 mm	5163.3687.3000
7240 siacarat	None	1000	Ø150 mm	9967.9911.1000
siapad soft (M8 & 5/16")	15-hole + Multi-hole		Ø150 mm	0020.5740
siapad soft (5/16")	15-hole + Multi-hole		Ø150 mm	0020.6734
sia Intermediate Pad	15-hole + Multi-hole		Ø150 mm	0020.5886
sia Protection Disc			Ø145 mm	0020.3453
1913 siawat daisy disc, siafast		2000	Ø 37 mm	4269.7970.2000
1913 siawat daisy disc, siafast		2500	Ø 37 mm	4269.7970.2500
sia Finiblock siafast (hook and loop)			Ø 30 mm	0020.3285
1913 siawat daisy disc, self-adhesive film		2000	Ø 37 mm	9251.0230.2000
1913 siawat daisy disc, self-adhesive film		2500	Ø 37 mm	9251.0230.2500
sia Finiblock siafast (self-adhesive film)			Ø 30 mm	0020.3286
1913 siawat		1200	230 x 280 mm	3100.3713.1200
siablock soft/extra-soft, wet sanding			60 x 128 mm	0020.3713
siachrome CUT, scratch remover		1 kg		0020.6663
siachrome FINISH, finishing paste		1 kg		0020.6664
siachrome PEARL, glaze		1 l		0020.6667
siachrome PLATINUM, carnauba glaze		200 ml		0020.6665
siachrome MAGIC, cleaner		500 ml		0020.6666
siachrome polishing disc, yellow			Ø 85 mm	0020.6672
siachrome polishing disc, black			Ø 85 mm	0020.6675
siachrome lambskin pad			Ø 85 mm	0020.6673
siachrome backing pad M14			Ø125 mm	0020.6669
siachrome polishing disc, yellow			Ø145 mm	0020.6671
siachrome polishing disc, black			Ø145 mm	0020.6676
siachrome lambskin pad			Ø135 mm	0020.6674
siachrome application puck			Ø130 mm	0020.6668
siachrome premium cloth, black			400 x 400 mm	0020.6670
sia Policloth, microfibre cloth, yellow			38 x 38 mm	0020.3185

► You will find more articles and information at www.sia-abrasives.com

Before using and processing the products, please consult the current technical information sheet/safety data sheet. Do not skip more than 2 grits! In the application steps listed a recommendation is concerned; the steps must be adapted according to the requirements. No legal decision can be deduced from this recommendation.