



# Automotive

Sanding systems for the automotive industry



## **sia Abrasives – Your key to a perfect surface**

Vehicles are surfaces. Functionality meets expression and passion. The sanding of body parts is characterised by a sequence of process steps involving different requirements. The right technology and matching products are combined to form a system that meets these requirements and ensures a perfect surface finish.

Simply brilliant – the perfect surface finish.

**[www.sia-abrasives.com](http://www.sia-abrasives.com)**




**Systems**

Page 12



**Products**

Page 28



**Accessories**

Page 44

# Perfect Surface

**Innovations**  
**The sanding process from A to Z**  
**Product overview**

Page 8  
 Page 10  
 Page 30



### **We are a Swiss company**

sia Abrasives, with its headquarters in Frauenfeld, Switzerland, is one of the world's leading suppliers of innovative abrasives. The company develops, manufactures and markets complete abrasive systems, tailored to specific requirements and applications, for the surface treatment of

every type of surface. These products turn sanding and grinding into surface technology. sia Abrasives employs around 1310 people worldwide and is represented with partners in over 80 countries.

### **Technology leader**

Our careful choice of premium materials, the latest production and manufacturing equipment and sophisticated production technologies enable us to provide sanding products at the highest level in constant quality.

### **Innovative solutions**

In close collaboration with the leading varnish and paint manufacturers of the furniture and automotive industries, new abrasive standards are set by their own research and development trials. Trendsetting abrasives and genuine product innovations with trendsetting processes result in sanding surface technology.

**Swiss finish**






### **Production expertise**

The flexible abrasives by sia Abrasives in Switzerland are developed according to the ever changing user requirements and explicit material analysis. They represent high-quality Swiss precision and workmanship with one goal: to be the best abrasives with the greatest possible efficiency to achieve a perfect surface.




### **Coated abrasives**

Classic coated abrasives and abrasive systems for advanced surface treatment of all types of material.



### **Fleece abrasives**

Fleece products for preparation and cleaning tasks and for structuring, especially on metal.



### **Foam abrasives**

Foam sanding pads in the widest possible range of shapes and grades for precision sanding on wood, fillers, paints and lacquers.



### **Bonded abrasives**

Precision cutting discs for optimum cutting performance and efficient grinding discs for a wide variety of metalworking applications.



### **Coatings and Composites**

The Coatings and Composites application area specialises in process-optimised surface solutions for processing and treating automotive body parts and fibre-reinforced plastics (such as carbon- or glass-reinforced plastics) and offers a complete system comprising abrasives, machinery and accessories.


Our application-specific solutions have been developed for the marine, aviation, transport, automotive and wind energy sectors as well as for bodywork specialists and automobile painters.



### **Wood**


The Wood application area covers the entire range of surface treatment for the group of customers in sectors such as furniture, interior finishing work, kitchen and shop fitting, boat-building, restoration, renovation and painting. A wide range of the different types of product provides an optimum surface finish on solid wood, wood-based materials, mineral materials, paints and lacquers.

Beautiful surfa



### **Metal**


The Metal application area focuses on surface treatment for all metals ranging from rough grinding to material removal through to structuring for finishing purposes. The market is split into five segments: metalware, container building and toolmaking; foundries and forges; rolling mills and drawing works; fixtures and fittings industry; and precision engineering and watch industry. This structure requires a broad range of products to achieve the perfect surface as demanded by the user.



### **Panels**

The Panels application area covers industrial manufacturers' requirements for wood based, plywood, solid wood and mineral panels with perfect surfaces. siapan wide belts meet users' demanding requirements with regard to consistency of quality, surface quality, lifetime and mechanical stability under load. The siaslide pad system means that the sanding process can be optimised further thanks to improved precision and time-saving as a result of shorter downtimes.

FiboTec



**New multi-hole**  
Proven in nature. Tried and tested.  
As with all our innovations, FiboTec underwent stringent robot-aided testing. Conducted under laboratory conditions, these tests produced the following result: FiboTec is much more efficient than standard hole patterns. A real innovation!

More information starting on page 41

siaspeed Upgrade



**Triple lifetime and superior quality**  
sia Abrasives has revised its fine grit range, greatly improving the performance of the abrasive while reducing its clogging tendency.


More information starting on page 33

siaflex



**Flexibility for any application**  
The highly flexible paper backing is noted for its conformability and is ideal for finishing challenging surfaces in hard to reach areas. It achieves outstanding results in both dry and wet sanding applications.

More information starting on page 34



Clever abrasive



## Color Foams



### Maximum process reliability

With the introduction of the new colour foam, sia Abrasives has improved the reliability of application through a standardised colour system. Each foam colour stands for a grit range – simple, high impact, straightforward. Maximum process reliability – your key to a perfect surface finish.

More information starting on page 38

## siachrome



### New polishing system

Fast, easy, brilliant: with the siachrome polishing system, sia Abrasives offers an efficient range of products that can be used to reliably carry out all stages of top coat preparation.

More information starting on page 39

## Accessories



### Everything is from a single source

We complement our wide range of abrasive products with specially co-ordinated and selected accessories. To round off our range of sanding products, we are constantly adding new accessories. This way we ensure that you achieve process reliability.

More information starting on page 46



## ► **Coarse sanding**

on page 14

- Sanding down
- Removal

## ► **Repair sanding**

on page 16

- Preparation
- Shaping and flattening of bodyfiller
- Fine sanding of bodyfiller/old paint
- Fine sanding of primer filler
- Sanding of EDP-coated new parts



## ▶ **Lacquer sanding**

on page 20

- Scuffing
- Sanding of dust inclusions
- Sanding of paint runs
- Sanding of orange-peel effect

## ▶ **Polishing**

on page 22

- Removal of polishing scratches
- Removal of holograms
- Glazing











# Perfect systems













<b>Coarse sanding</b>	Page	14
<b>Repair sanding</b>	Page	16
<b>Lacquer sanding</b>	Page	20
<b>Polishing</b>	Page	22















## ▶ Coarse sanding

Coarse sanding can be used for basic finishing of coarse surfaces, after joining components or as preparation for welding work.




## ▶ Sanding down

Work step	Product recommendation	Accessories
 <p>▶ Cutting vehicle body parts</p>	<p>8011 siacut, cutting disc Ø 75 mm</p> <p>Ideal speed: 20.000 RPM</p> 	<p>Mandrel with shaft</p>  <p>Product page 51</p>
 <p>▶ Sanding down weld seams and burrs</p>	<p>4924 siamet Ø 115 mm</p> <p>Ideal speed: 10.000 RPM</p> <p>Grit range: P36–P60</p> 	<p>Backing pad for angle grinder Ø 115 mm Type: hard</p>  <p>Product page 50</p>
 <p>▶ Treatment of small and hard to reach areas ▶ Treatment of welding seams</p>	<p>2820 siamet, siafix Ø 50 mm + 75 mm</p> <p>Ideal speed: 18.000–20.000 RPM</p> <p>Grit range: P36 + P60</p> 	<p>Backing pad with shaft Ø 50 mm + 75 mm Type: flexible</p>  <p>Product page 50</p>
 <p>▶ Removal of old lacquer and rust from hard to reach areas ▶ Sanding of fine weld seams</p>	<p>2824 Flapfix, siafix Ø 50 mm</p> <p>Ideal speed: 20.000 RPM</p> <p>Grit range: P40–P80</p> 	<p>Backing pad with shaft Ø 50 mm Type: flexible</p>  <p>Product page 50</p>

Work step	Product recommendation	Accessories
 <p>► Sanding down small and hard to reach areas</p>	<p>6250 siamet scm, siafix Ø 50 mm + 75 mm</p> <p>Ideal speed: 13.000 – 15.000 RPM</p> <p>Grit range: coarse, medium, fine</p> 	<p>Backing pad with shaft Ø 50 mm + 75 mm Type: flexible</p>  <p>Product page 50</p>
 <p>► Sanding down body parts, lacquer, stone chip protection, etc.</p>	<p>6260 siamet ud, scm Ø 115 mm</p> <p>Ideal speed: 6.000 RPM</p> <p>Grit range: coarse, medium, fine</p> 	<p>Backing pad for scm Ø 115 mm Type: flexible</p>  <p>Product page 50</p>
 <p>► Sanding down old lacquer and stone chip protection</p> <p>► Sanding down weld beads, edges and hard to reach areas</p>	<p>6300 siastrip Ø 100 mm</p> <p>Ideal speed: 3.500 RPM</p> <p>Grit range: K40</p> 	<p>Mandrel fitted from the front</p>  <p>Product page 51</p>
 <p>► Sanding down old lacquer and stone chip protection</p>	<p>6300 sia Powerstrip Ø 115 mm</p> <p>Ideal speed: 6.000 RPM</p> <p>Grit range: K40</p> 	
 <p>► Sanding down old lacquer and stone chip protection</p> <p>► Sanding down weld beads, edges and hard to reach areas (very flexible)</p>	<p>6914 siafleece sd Ø 100 mm</p> <p>Ideal speed: 3.500 RPM</p> <p>Grit range: coarse</p> 	<p>Mandrel fitted from the front</p>  <p>Product page 51</p>

## ► Removal

Work step	Product recommendation	Accessories
 <p>► Removal of masking film and adhesive residues</p>	<p>siarad strip eraser Ø 88 mm</p> <p>Ideal speed: 2'000 RPM</p> <p>Product page 51</p> 	









## ► Repair




The repair process involves rebuilding the various layer thicknesses using the appropriate bodyfilling and sanding methods.












## ► Preparation

Work step	Product recommendation	Accessories
 <p>► Paint stripping</p>	<p>1950 siaspeed</p> <p>Eccentric stroke: 5 – 10 mm</p> <p>Grit range: K40 – P120</p> 	<p>Backing pad Type: hard or soft</p>  <p>Product page 48</p>
 <p>► Sanding out scratches or dents</p>	<p>1950 siaspeed</p> <p>Eccentric stroke: 5 – 10 mm</p> <p>Grit range: P180 – P320</p> 	<p>Backing pad Type: hard or soft</p>  <p>Product page 48</p>

## ► Shaping and flattening of bodyfiller

Work step	Product recommendation	Accessories
 <p>► Sanding into shape</p>	<p>1950 siaspeed</p> <p>Grit range: K80 – P120</p> 	<p>Hand sanding blocks</p>  <p>Products page 47 – 48</p>















Work step	Product recommendation	Accessories
 <p>► Flatting</p>	<p>1950 siaspeed</p> <p>Grit range: P180–P320</p> 	<p>Hand sanding blocks</p>  <p>Products page 47–48</p>
 <p>► Sanding into shape</p>	<p>1950 siaspeed</p> <p>Eccentric stroke: 5–10 mm</p> <p>Grit range: P80–P120</p> 	<p>Backing pad Type: hard or soft</p>  <p>Product page 48</p>
 <p>► Flatting</p>	<p>1950 siaspeed</p> <p>Eccentric stroke: 5–7 mm</p> <p>Grit range: P180–P320</p> 	<p>Backing pad Type: hard or soft</p>  <p>Product page 48</p>










## ► Fine sanding of bodyfiller/old paint

Work step	Product recommendation	Accessories
 <p>► Fine sanding of edges and curves</p>	<p>1950 siaspeed, siasoft</p> <p>Grit range: P320–P400</p> 	
 <p>► Fine sanding a surface</p>	<p>1950 siaspeed</p> <p>Eccentric stroke: 2.5–5 mm</p> <p>Grit range: P320–P400</p> 	<p>Backing pad Type: soft or extra soft</p>  <p>Intermediate pad</p>  <p>Products page 48, 50</p>

## ► Fine sanding of primer filler

Work step	Product recommendation	Accessories
 <p>► Flatting (manual sanding)</p>	<p>1950 siaspeed</p> <p>Grit range: P280–P360</p> 	<p>Hand sanding blocks</p>  <p>Products page 47–48</p>
 <p>► Flatting (machine sanding)</p>	<p>1950 siaspeed</p> <p>Eccentric stroke: 2.5–5 mm</p> <p>Grit range: P280–P360</p> 	<p>Pad Type: soft or extra soft</p>  <p>Product page 48</p>
 <p>► Fine sanding of edges and curves</p>	<p>1950 siaspeed, siasoft</p> <p>Grit range: P600, P800 (for critical shades, such as silver)</p> 	
 <p>► Flatting and fine sanding of surfaces</p>	<p>1950 siaspeed</p> <p>Eccentric stroke: 2.5–5 mm</p> <p>Grit range: P400–P500</p> 	<p>Pad Type: soft or extra soft</p>  <p>Product page 48</p>
 <p>► De-nibbing or refinement of surfaces</p>	<p>6120 siavlies speed</p> <p>Eccentric stroke: 2.5–5 mm</p> <p>Grit range: ultra fine, grey</p> 	<p>Pad Type: soft or extra soft</p>  <p>Product page 48</p>

## ► Sanding of EDP-coated new parts

Work step	Product recommendation	Accessories
 <p>► Sanding of EDP-coated parts with normal hardness</p>	<p>1950 siaspeed</p> <p>Eccentric stroke: 5 mm</p> <p>Grit range: P320–P500</p> 	<p>Backing pad Type: hard or soft</p>  <p>Product page 48</p>
 <p>► Sanding inner surfaces of EDP-coated new parts</p>	<p>6120 siavlies speed</p> <p>Eccentric stroke: 5–10 mm</p> <p>Grit range: very fine, red</p> 	<p>Backing pad Type: hard or soft</p>  <p>Product page 48</p>
 <p>► Sanding of ultra hard factory primers</p>	<p>7241 siacarbon</p> <p>Eccentric stroke: 5 mm</p> <p>Grit range: P320–P500</p> 	<p>Backing pad Type: hard or soft</p>  <p>Product page 48</p>



## Hints and tips









Work step	Product recommendation	Accessories
 <p>► Making the texture visible</p>	<p>Black control powder</p> 	<p>Replacement cartridges</p>  <p>Product page 51</p>
 <p>► De-nibbing and refining surfaces</p>	<p>6120 siavlies speed</p> <p>Eccentric stroke: 2.5–5 mm</p> <p>Grit range: ultra fine, grey</p> 	<p>Pad Type: soft or extra soft</p>  <p>Product page 48</p>
 <p>► Protection against moisture</p>	<p>Protective disc (For wet sanding with 7940 siaair and 7240 siacarat)</p> <p>Product page 50</p> 	
 <p>► For curves, contours and ultra fine grits</p>	<p>Intermediate pad</p> <p>Eccentric stroke: 2.5–3 mm</p> 	<p>Pad Type: soft or extra soft</p>  <p>Product page 48</p>

## Lacquer sanding

For the professional preparation of clear varnishes, use is made of precisely co-ordinated sanding or polishing processes.






## Scuffing

Work step	Product recommendation	Accessories
 <ul style="list-style-type: none"> <li>▶ Sanding of conventional and reflow varnishes</li> <li>▶ Wet sanding</li> </ul>	<p>7940 siaair</p> <p>Eccentric stroke: 2.5–3 mm</p> <p>Grit range: K800–K1000</p> 	<p>Backing pad Type: extra soft</p>  <p>Protective disc</p>  <p>Products page 48, 50</p>
 <ul style="list-style-type: none"> <li>▶ Sanding of scratch-resistant, hard clear varnishes</li> <li>▶ Wet sanding</li> </ul>	<p>7240 siacarat</p> <p>Eccentric stroke: 2.5–3 mm</p> <p>Grit: K1000</p> 	<p>Backing pad Type: extra soft</p>  <p>Protective disc</p>  <p>Products page 48, 50</p>







## Dust inclusions

Work step	Product recommendation	Accessories
 <ul style="list-style-type: none"> <li>▶ Flatting</li> <li>▶ Wet sanding</li> </ul>	<p>1913 siawat</p> <p>Grit range: P2000–P2500</p> 	<p>Finiblock</p>  <p>Pad</p>  <p>Products page 47–48</p>



Work step	Product recommendation	Accessories
 <ul style="list-style-type: none"> <li>► Scuffing and matching</li> <li>► Wet sanding</li> </ul>	<p>7940 siaair</p> <p>Eccentric stroke: 2.5–3 mm</p> <p>Grit range: K2000–K3000</p> 	<p>Backing pad Type: extra soft</p> <p>Protective disc</p> <p>Products page 48, 50</p> 

## ► Paint runs

Work step	Product recommendation	Accessories
 <ul style="list-style-type: none"> <li>► Flatting of surfaces (manual sanding)</li> <li>► Wet sanding</li> </ul>	<p>1913 siawat</p> <p>Grit range: P1200–P1500</p> 	<p>Hand sanding block Type: wet / dry sanding</p> <p>Product page 47</p> 
 <ul style="list-style-type: none"> <li>► Matching and fine sanding</li> <li>► Wet sanding</li> </ul>	<p>7940 siaair</p> <p>Eccentric stroke: 2.5–3 mm</p> <p>Grit range: K2000 + K3000</p> 	<p>Backing pad Type: extra soft</p> <p>Protective disc</p> <p>Products page 48, 50</p> 

## ► Orange-peel effect

Work step	Product recommendation	Accessories
 <ul style="list-style-type: none"> <li>► Flatting surfaces</li> <li>► Dry sanding</li> </ul>	<p>1950 siaspeed finest grits</p> <p>Eccentric stroke: 2.5–3 mm</p> <p>Grit range: P1500</p> 	<p>Backing pad Type: extra soft</p> <p>Protective disc</p> <p>Products page 48, 50</p> 
 <ul style="list-style-type: none"> <li>► Scuffing and fine sanding</li> <li>► Wet sanding</li> </ul>	<p>7940 siaair</p> <p>Eccentric stroke: 2.5–3 mm</p> <p>Grit range: K2000 + K3000</p> 	<p>Backing pad Type: extra soft</p> <p>Protective disc</p> <p>Products page 48, 50</p> 

► Polishing

Professional polishing involves preparing the surface layer by layer to produce a perfect weatherproofed and UV-resistant high gloss finish.



Colour system

Polish, pads and cleaning cloths are technically matched to each other and are colour-coded for greater process reliability and efficiency.

- Yellow: removal of polishing scratches
- Black: removal of holograms
- White: sealing

Polishing instructions

- For best results, use the recommended pad and polish combinations.
- Hold the pad at a slight angle to the surface to be polished (this reduces hologram effect).
- Reduce the application pressure during polishing.
- To avoid spatter, start at a low speed. Then increase the speed gradually to max. 2.000 rpm.
- Keep the pads clean, because dirty pads cause swirl marks. Clean the pads with water after use. This will also extend the lifetime of the polishing pads.

► Removal of polishing scratches

Work step	Product recommendation	Accessories
 <p>► Buffing up fresh conventional lacquers with the yellow polishing disc. ► Buffing up scratch-resistant and weathered lacquers with lambskin</p>	<p>siachrome cut Highly effective scratch remover</p> <p>1 kg / 250 ml</p> <p>Ideal speed: 2.000 RPM</p> 	<p>Polishing disc, yellow</p>  <p>Lambskin</p>  <p>Product page 46</p>
 <p>► Cleaning</p>	<p>siachrome magic Heavy-duty cleaner</p> <p>0.5 l</p> 	<p>Microfibre cloth</p>  <p>Product page 46</p>



## ► Removal of holograms

Work step	Product recommendation	Accessories
 <p>► Removal of micro scratches</p>	siachrome finish Microfine finishing paste  1 kg / 250 ml  Ideal speed: 2.000 RPM 	Polishing disc, black   Product page 46
 <p>► Intermediate cleaning</p>	siachrome magic Heavy-duty cleaner  0.5 l 	Premium cloth   Product page 46

### Sealing instructions

- siachrome pearl and platinum are suitable for the durable glazing of all automotive lacquers and provide a unique deep-gloss finish.
- They protect the lacquer reliably against washing scratches, tar, bird droppings, acid rain and UV rays.
- Prior to application, the top coat must be free of old wax residues, acid rain build-up, tar, insect remains and other impurities.
- siachrome magic is excellent for cleaning.

## ► Glazing

Work step	Product recommendation	Accessories
 <p>► Sealing with glaze paste</p>	siachrome pearl Paint glaze  1 l / 250 ml 	Application puck   Product page 46
 <p>► Sealing with carnauba wax</p>	siachrome platinum Premium paint wax  0.2 l  Ideal speed: 2.000 RPM 	Polishing disc, black   Product page 46
 <p>► Final cleaning</p>	Premium cloth 	Product page 46

# ▶ Headlight glass refinishing

## Glass identification

### Acrylic



- A naturally UV resistant material
- Polishable

Acrylic glass (Plexiglass): Without transition / shadow

### Polycarbonate



- Not UV-resistant
- Shadowing occurs when sanded
- Remove old protective film completely
- Must be sealed with UV resistant lacquer

Polycarbonate: With transition / shadow

## Faults






### during polishing

- Too much polishing paste
- Contaminated polishing pads and cloths
- Polishing time too short
- RPM too high (overheating)

### during sanding

- Sanding of unevenness
- Swirls (create scratches)
- Dry dust removal

## ▶ Preparation





Work step	Product recommendation	Accessories
 ▶ Cleaning with microfibre cloth	siachrome magic Heavy-duty cleaner  0.5 l 	Microfibre cloth   Product page 46
 ▶ Removal of scratches ▶ Dry sanding	1950 siaspeed Ø 80 mm or 150 mm FiboTec  Eccentric stroke: 2.5–3 mm  Grit: 400 and / or 600 	Pad Type: soft   Product page 48



# ▶ Refinishing acrylic glass (Plexiglass)


Work step	Product recommendation	Accessories
 <ul style="list-style-type: none"> <li>▶ Surface refinement – Step 1</li> <li>▶ Wet sanding</li> </ul>	7240 siacarat, 7940 siaair Ø 80 mm or 150 mm  Eccentric stroke: 2.5–3 mm  Grit: 1.000 	Backing pad Type: soft    Product page 48
 <ul style="list-style-type: none"> <li>▶ Surface refinement – Step 2</li> <li>▶ Wet sanding</li> </ul>	7240 siacarat, 7940 siaair Ø 80 mm or 150 mm  Eccentric stroke: 2.5–3 mm  Grit: 2.000 	Backing pad Type: soft    Product page 48
 <ul style="list-style-type: none"> <li>▶ Surface refinement – Step 3</li> <li>▶ Wet sanding</li> </ul>	7240 siacarat, 7940 siaair Ø 80 mm or 150 mm  Eccentric stroke: 2.5–3 mm  Grit: 3.000 	Backing pad Type: soft    Product page 48
 <ul style="list-style-type: none"> <li>▶ Buffing up with lambskin</li> </ul>	siachrome cut Highly effective scratch remover  1 kg / 250 ml  Ideal speed: 2.000 RPM 	Lambskin    Product page 46
 <ul style="list-style-type: none"> <li>▶ Removal of micro scratches</li> <li>▶ Polishing with black polishing disc</li> </ul>	siachrome finish Microfine finishing paste  1 kg / 250 ml  Ideal speed: 2.000 RPM 	Polishing disc, black    Product page 46
 <ul style="list-style-type: none"> <li>▶ Intermediate cleaning with premium cloth</li> </ul>	siachrome magic Heavy-duty cleaner  0.5 l  	Premium cloth    Product page 46
 <ul style="list-style-type: none"> <li>▶ Sealing with application puck</li> </ul>	siachrome platinum Premium paint wax  0.2 l  	Application puck    Product page 46

▶ Refinishing polycarbonate

Work step	Product recommendation	Accessories
 <ul style="list-style-type: none"><li>▶ Surface refinement</li><li>▶ Wet sanding</li></ul>	<p>7240 siacarat, 7940 siaair Ø 80 mm or 150 mm</p> <p>Eccentric stroke: 2.5–3 mm</p> <p>Grit: 1.000</p> 	<p>Soft backing pad</p>  <p>Products Page 48</p>
 <ul style="list-style-type: none"><li>▶ Apply protective coating with spray gun</li></ul>	<p>Protective coating</p>	

▶ Comparison acrylic glass and polycarbonate

Before	After
	

Backing pad type		Grit	Type of work	
Soft 5.0 orbit	Hard 10.0–5.0 orbit	 Important: do not skip more than two grit sizes ...	40	• Mechanical lacquer removal
			60	
			80	
			100	• Sanding out, flatting of body filler
			120	
			150	
			180	• Sanding out, flatting of body filler
			220	
			240	
			280	• Fine sanding of repair area • Fine sanding of body filler (prior to applying primer filler)
320				
360				
400	• Flatting of primer filler			
500				
600				
Intermediate pad	Extra soft 5.0–2.5 orbit	800	• Fine sanding of primer filler (two-component lacquers)	
		1000	• Fine sanding of primer filler (two-layer lacquers)	
		1200	• Refining and de-nibbing surfaces using siavlies ultra fine	
		1500	• Keying of old lacquer and subsequent clear coating	
			• Scuffing/keying for blending	
			• Retouching of new lacquer (orange-peel effect, dust inclusions)	

Machine sanding			Hand sanding		
<b>5550 siaprime siafast</b> Type of sanding: dry	<b>1950 siaspeed siafast</b> Type of sanding: dry	<b>1948 siaflex siafast</b> Type of sanding: dry	<b>1950 siaspeed siasoft</b> Type of sanding: dry	<b>7972 siasponge soft</b> Type of sanding: dry	<b>1913 siawat 1926 siawet</b> Type of sanding: wet
					
	P1500				P2500
	P1200		P1500		P2000–P2500
	P1000	P800	P1200	microfine	P1500–P2000
	P800	P600	P1000	ultrafine	P1200–P1500
	P600	P500	P800	superfine	P1000–P1200
	P500	P500	P600		P800–P1000
	P400	P400	P500		P600–P800
	P320	P320	P400		P500–P600
	P280	P280	P320		P400–P500
	P240	P240	P280		P320–P400
	P220	P220	P240		P240–P280
K180	P180	P180	P220		P220–P240
K150	P150	P150	P180		P150–P180
K120	P120	P120	P150		P120–P150
K100	P100	P100			P100–P120
K080	K080	P080			
K060	K060	P060			
K040	K040	P040			







# Perfect products

**Open coating**  
**FiboTec**  
**siafast**  
**siasoft**

Page	40
Page	41
Page	42
Page	43

## Coatings and Composites



	Materials									Conversion forms					Application steps									
	Colours	Primer filler	Gelcoats	Primer coat	Acrylic glass (Plexiglass)	Plastics	Lacquer	Metals	Bodyfiller	Composite	Rolls	Sheets	Strips	Delta and polygons	Discs	Cutting	Sanding down	Sanding out	Flatting	Fine sanding	Keying	Scuffing	Varnish retouching	Polishing
1727 siawat	●	●		●		●	●	○	●		■	■	■		■		■	■	■	■	■		■	
1913 siawat	●	●		●		○	●		●		■	■	■		■		■	■	■	■	■		■	
1926 siawet	●	●		●			●		●		■	■					■	■	■	■	■		■	
1948 siaflex	●	●	●	●		●	●	●	●	●	■	■	■	■	■		■	■	■	■	■			
1950 siaspeed	●	●	●	●	●	●	●	●	●	●	■		■	■	■		■	■	■	■	■			
1950 siaspeed finest grit	●		●		●	●	●				■		■		■					■		■	■	
5550 siaprime	●			●			●	●	●	●			■	■	■		■	■	■		■			
6120 siavlies speed	●		●	●		●	●	●			■		■		■							■		
6711 siafleece Flex	●			●		●	●	●					■									■		
7240 siacarat					●	●	●			●					■							■		■
7241 siacarbon			○	●		○	●	●			■		■		■					■				
7940 siaair	●	○	●		●	●	●			○	■		■		■				■		■		■	
7970 siasponge soft	●	●		●	●	●	●				■		■						■	■	■		■	
7972 siasponge soft	●	●		●	●	●	●						■		■				■	■	■		■	
2820 siamet								●		●					■		■							
2824 siaflap, Flapfix							●	●		●					■		■							
4924 siamet								●		●					■		■							
6250 siamet scm							●	●							■		■							
6260 siamet ud scm							●	●							■		■							
6300 siastrip / Powerstrip							●	●							■		■							
6914 siafleece sd							●	●							■		■							
8011 siacut, cutting disc								●		●					■	■								

App			Backing															
Portable machine sanding Hand sanding			Cloth	Fibre	Film	Paper	Foam	Special	Fleece	scm	Wet sanding	Dry application	self-adhesive	siafast	siafix	siasoft		
	■	■				■					■		■	■			80-320; 400-1200	32
	■	■				■					■		■	■			60-2500	32
		■				■					■					■	80-320; 400-1200	32
	■	■				■					■	■		■		■	40; 60-1500	34
	■	■				■						■		■		■	40; 60-600	33
	■	■			■							■		■		■	800-1500	34
	■				■							■		■			40; 60-180	34
	■	■									■	■		■			very fine; ultra fine; micro fine	35
		■									■	■					very fine; ultra fine	35
	■	■						■			■			■			500; 1000; 2000; 3000	36
	■							■			■	■		■			80; 120; 180; 240; 320; 500	36
	■	■						■			■	■		■			240; 360; 500-1000; 1500-2000; 3000-4000	37
	■	■					■				■	■					medium; fine; super fine; ultra fine; micro fine	38
		■					■					■		■			medium; fine; super fine; ultra fine; micro fine	38
	■		■									■			■		36-320; 400	-
	■		■									■			■		36-80; 120-150	-
	■			■								■					16; 24; 36-120	-
	■										■				■		extra coarse; coarse; heavy med.; medium; fine; very fine	-
	■										■						extra coarse; coarse; medium; fine; very fine	-
	■											■					extra coarse	-
	■								■			■					coarse; medium; very fine	-
	■											■					A 60 BFM	-

## 1727 siawat



### Product profile

Grit type:	Silicon carbide
Grit range:	100–320; 400–1200
Backing:	c-wt paper
Coating:	Closed
Bonding:	Resin over resin



### Advantages

- Can be used wet or dry
- Excellent surface quality
- Cutting product, good finish
- Can be folded and cut to any desired format

### Application

- Keying of hard primer fillers, paints, lacquers and plastics
- Finishing of ferrous and non ferrous metals
- Keying of high-quality surfaces
- Fine sanding of paints, lacquers and filler
- Scuffing of old and new lacquers for blending
- Flatting of bodyfiller, primer filler and lacquers

## 1913 siawat – for quality wet sanding



### Product profile

Grit type:	Semi-friable aluminium oxide	P060 – P1200
	Silicon carbide	P1500 – P2500
Grit range:	60–2500	
Backing:	c-wt paper	
Coating:	Closed	
Bonding:	Resin over resin	



### Advantages

- Very even sanding pattern
- Highly water resistant
- Highly adaptable to contours and shapes
- High stock removal with good finish
- The market-leading wet abrasive for years
- Can be used wet or dry

### Application

- Flatting of bodyfiller, primer filler and lacquers
- Scuffing of old and new lacquers for blending
- Removing paint runs
- Removal of orange-peel effect and dust inclusions
- Fine sanding of paints, lacquers and filler
- Intermediate sanding
- Keying

► Sanding systems Page 20–21

## 1926 siawat



### Product profile

Grit type:	Brown aluminium oxide	P080 – P220
	Semi-friable aluminium oxide	P240 – P1200
Grit range:	80–320; 400–1200	
Backing:	b-wt paper, waterproof	
Coating:	Electrostatic	
Bonding:	Resin over resin	



### Advantages

- Highly flexible
- Minimal curling
- No disruption to coating
- No grit breakage
- A versatile all-round product
- Good removal

### Application

- Removing paint runs
- Removal of orange-peel effect and dust inclusions
- Flatting of bodyfiller, primer filler and lacquers
- Scuffing of old and new lacquers for blending
- Keying
- Fine sanding of paints, lacquers and filler



## 1950 siaspeed – at full speed to a perfect surface



### Product profile

Grit type:	Mixed grit types Semi-friable aluminium oxide	K040–K080 P100–P600
Grit range:	40; 60–1500	
Backing:	Paper	
Coating:	Electrostatic open electrostatic	P220–P600 K040–P180
Bonding:	Resin over resin	
Coating:	Stearate	from K080



### Advantages

- High-performance abrasives
- High removal rate
- Longest lifetime
- A versatile all-round product
- Less clogging thanks to stearate coating
- Lower abrasive consumption
- Homogeneous sanding finish

### Application

- Keying of polyesters and composites
- Sanding out of feather edges, flash rust and stone chips
- Shaping of bodyfillers and primer fillers
- Keying of new components and factory primers
- Sanding down of old lacquer
- Scuffing of old and new lacquers for blending
- Flatting of bodyfiller, primer filler and lacquers

### Product show



For more information about products, applications and much more, please visit [www.sia-abrasives.com](http://www.sia-abrasives.com)



## 1948 siaflex – flexibility for any application



### Product profile

Grit type:	Semi-friable aluminium oxide / blue-fired
Backing:	Paper
Coating:	electrostatic P040 – P180 electrostatic Open P220 – P600 electrostatic P800 – P1500
Bonding:	Resin over resin
Coating:	Stearate



### Advantages

- High stock removal with good finish
- Highly flexible and adaptable to contours
- Minimal clogging thanks to open coating in 220 - 600 grit range
- Long lifetime
- Suitable for general use in dry and wet sanding applications
- Versatile all-round product with an attractive range of options

### Application

- Sanding down of coatings and impurities
- Sanding out of unevenness at the edges of repaired surfaces
- Flattening of body filler and primer filler
- Fine sanding of primer filler
- Keying old and new paints
- Removal of orange-peel effect and dust inclusions

## 1950 siaspeed finest grit – at full speed to a perfect surface



### Product profile

Grit type:	Aluminium oxide	P800 – P1500
Grit range:	800 – 1500	
Backing:	Film	
Coating:	Special process	
Bonding:	Resin over resin	
Coating:	Stearate	



### Advantages

- Homogeneous sanding finish
- Longest lifetime
- Uniform abrasive structure on film
- Perfect surfaces, no random scratches
- Can be used wet or dry

### Applications

- Scuffing of old and new lacquers for blending
- Removal of dust inclusions and orange-peel effect
- Keying of paints and lacquers
- Finishing to prepare for polishing on high-gloss surfaces

► Sanding systems Page 21

## 5550 siaprime – setting new standards



### Product profile

Grit type:	Grit mixture (with ceramic)
Grit range:	40; 60 – 180
Backing:	Polyester foil
Coating:	Electrostatic open
Bonding:	Resin over resin



### Advantages

- Best edge stability thanks to film backing
- High removal rate thanks to ceramic grit
- Minimum clogging thanks to special coating
- No disruption to coating
- High tearing resistance
- High level of flexibility guarantees trouble-free sanding at corners and edges
- Very efficient and productive
- Good planarity thanks to high resistance to climatic conditions

### Application

- Flattening of body filler, gelcoat and composites
- Keying of paints, lacquers, steel, aluminium, plastics, hardwood, softwood, mineral materials, etc.
- Sanding of paints, old lacquer and filler

## 6120 siavlies speed



### Product profile

Grit type:	Aluminium oxide, silicon carbide
Grade:	very fine, ultra fine, micro fine
Backing:	Fleece
Coating:	Mechanical
Bonding:	Resin over resin



### Advantages

- Highly flexible, ideal for hard to reach areas
- Minimal risk of sanding through on edges
- Long lifetime thanks to dense grit coating
- Can be used wet or dry
- For manual or machine use
- High tearing resistance
- Low clogging

### Application

- Fine sanding of primer filler (with dual action sander)
- Scuffing of lacquers
- Producing a matt finish for blending
- Scuffing of new components and factory primers

► Sanding systems Page 18–19

## 6711 siafleece Flex HP – the flexible one, for even finishing applications



### Product profile

Grit type:	Aluminium oxide	very fine
	Silicon carbide	ultra fine
Grade:	Very fine; ultra fine	
Backing:	Fleece	
Coating:	Mechanical	
Bonding:	Resin over resin	



### Advantages

- Highly flexible and adaptable to contours
- Consistent scratch pattern due to improved grain consistency
- Long lifetime
- Can be used wet or dry
- Low clogging
- Minimised grit break-out

### Application

- Scuffing of new components and factory primers
- Scuffing in hard-to-reach areas
- Scuffing of lacquers prior to final lacquering

## 7240 siacarat – for sanding of scratch-resistant surfaces



### Product profile

Grit type:	Diamond
Grit range:	500; 1000; 2000; 3000
Backing:	Knitted fabric with foam backing
Coating:	Special process
Bonding:	Resin over resin



### Advantages


- Very good lifetime and stock removal thanks to state-of-the-art diamond technology
- Lasts up to 40 times longer than conventional abrasives
- Waterproof and washable
- Highly adaptable to contours, curves and profiles
- Low scratch depth with high stock removal
- No risk of sanding through thanks to pressure-equalising foam
- Can be used many times

### Application

- Scuffing and refining of very hard surfaces
- Keying of scratch-resistant lacquers
- Fine sanding of mineral materials
- Sanding of epoxy-based materials

► Sanding systems Page 20, 25 – 26

## 7241 siacarbon – the harder, the more efficient



### Product profile

Grit type:	Diamond
Grit range:	80; 120; 180; 240; 320; 500
Backing:	Cloth
Coating:	Special process
Bonding:	Resin over resin



### Advantages

- Excellent performance on hard materials
- Very good lifetime and stock removal thanks to state-of-the-art diamond technology
- Increased efficiency due to measurable time-saving
- Full-surface dust extraction
- No dependence on hole system
- Constant removal rates
- Pleasant sanding feel
- Minimal risk of sanding through on edges
- Can be used moist or dry

### Application

- Keying of scratch-resistant lacquers
- Keying of new components and factory primers
- Fine sanding of mineral materials
- Keying of aluminium

► Sanding systems Page 19



## 7940 siaair – the perfect Swiss finish



### Product profile

Grit type:	Aluminium oxide
Grit range:	240; 360; 500-1000; 1500-2000; 3000-4000
Backing:	Knitted fabric with foam backing
Coating:	Special process
Bonding:	Resin over resin



### Advantages

- Very long lifetime
- Low scratch depth
- Pressure-equalising foam gives perfect surface finish
- Waterproof and washable
- Low clogging
- Can be used many times
- Absorbs water
- Resistant to silicon remover
- Permeable to air and water

### Application

- Final sanding of primer filler in hard-to-reach areas
- Scuffing of lacquers
- Fine sanding of flattened surfaces before polishing
- Fine sanding of paints, lacquers and filler
- Finishing to prepare for polishing on high-gloss surfaces
- Keying of high-quality surfaces


### Product show



For more information about products, applications and much more, please visit [www.sia-abrasives.com](http://www.sia-abrasives.com)



- 1 Net backed abrasive
- 2 Foam cushioning
- 3 siafast fastening system



## 7970 siasponge soft – full of colour, free of solvent



### Product profile

Grit type:	Aluminium oxide
Dimension:	115 x 140 x 5 mm
Scrim backing/ backing:	PU (polyurethane) Open foam structure
Binder resin:	Flexible
Coating:	One-sided



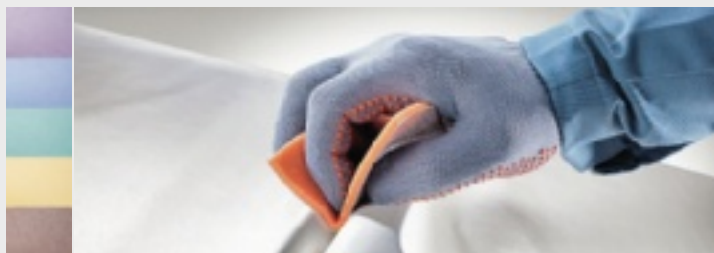
### Advantages

- Can be used wet or dry
- Ease to handle thanks to straightforward colour concept
- Highly flexible
- No discolouration of the grit side
- No bulging of the pad corners due to solvent
- No acrid solvent odour
- No folds, no bends
- Even sanding pattern

### Applications

- Dry or wet sanding
- Sanding of plastics before applying primer coat
- Keying of primer coats before applying primer filler
- Fine sanding of primer filler
- Keying without changing shape of surface
- Scuffing of lacquers
- Intermediate varnish sanding

## 7972 siasponge soft – full of colour, free of solvent



### Product profile

Grit type:	Aluminium oxide
Dimension:	115 x 140 x 5 mm
Scrim backing/ backing:	EVA (Ethyl Vinyl Acetate) Closed foam structure
Binder resin:	Flexible
Coating:	One-sided



### Advantages

- Ease to handle thanks to straightforward colour concept
- Highly flexible
- No discolouration of the grit side
- No bulging of the pad corners due to solvent
- No acrid solvent odour
- No folds, no bends
- Even sanding pattern

### Application

- Dry sanding
- Sanding of plastics before applying primer coat
- Keying of primer coats before applying primer filler
- Fine sanding of primer filler
- Keying without changing shape of surface
- Scuffing of lacquers
- Intermediate varnish sanding

## siachrome – the polishing system, fast, simple, brilliant



### Product profile

With the siachrome polishing system, sia Abrasives offers an efficient range of products that can be used to reliably carry out all stages of top coat preparation.

### Advantages


- Efficient and process-reliable polishing due to colour concept
- Excellent for use on standard and ceramic paints
- Suitable for soft or hard lacquers
- Usable on all polishable surfaces
- Silicone and solvent free, water-based
- Can be used without coolant
- No discolouration of plastic parts

### Application

- Removal of polishing scratches
- Removal of sanding defects from hard lacquers
- Removal of holograms

► Sanding systems Page 22 – 25

## Standard hand sanding blocks



### Product profile

Compatible, fully integrated system including files, blocks with suction hose and fasteners. The complete range of hand sanding blocks is noted for its low weight combined with anatomically shaped handles for comfortable sanding. Direct and even transfer of pressure to the workpiece at all times.

### Advantages

- Suitable for standard, multi-hole and net-type abrasives
- Multi-hole air chamber backing provides full surface dust extraction and ensures a dust-free working environment
- For ergonomic manual work
- Exclusively available from sia Abrasives

### Application

- Flatting of body filler
- Flatting of primer filler
- Flatting of body filler
- Fine sanding of primer filler

► Sanding systems Page 16 – 18

## Flexible hand sanding blocks – The solution for shaping



### Product profile

Compatible, fully integrated system including files, blocks with suction hose and fasteners. The complete range of hand sanding blocks is noted for its low weight combined with anatomically shaped handles for comfortable sanding. Direct and even transfer of pressure to the workpiece at all times.

### Advantages

- Adapts flexibly to surface contours
- Concave / convex shape is finely adjustable via an adjusting wheel
- Multi-hole air chamber backing provides full surface dust extraction and ensures a dust-free working environment
- For ergonomic manual work
- Suitable for standard, multi-hole and net-type abrasives
- Exclusively available from sia Abrasives

### Application

- Fine sanding of convex and concave contours on a variety of materials

► Sanding systems Page 16 – 18

# Open coating

## Over 20 % higher removal rate with minimal clogging


The new generation of coating technology uses open coating and provides improved positioning of the abrasive grains and an optimised stearate composition (zinc-free). This process delivers over 20 % better removal rate with minimal clogging and the longest lifetime.

### Conventional coating technology: electrostatic



The conventional coating technology uses an electrostatic method. The new coating technology improves the positioning of the abrasive grains by using an open grit coating. This results in a better finish while keeping clogging to a minimum.

### New coating technology: open

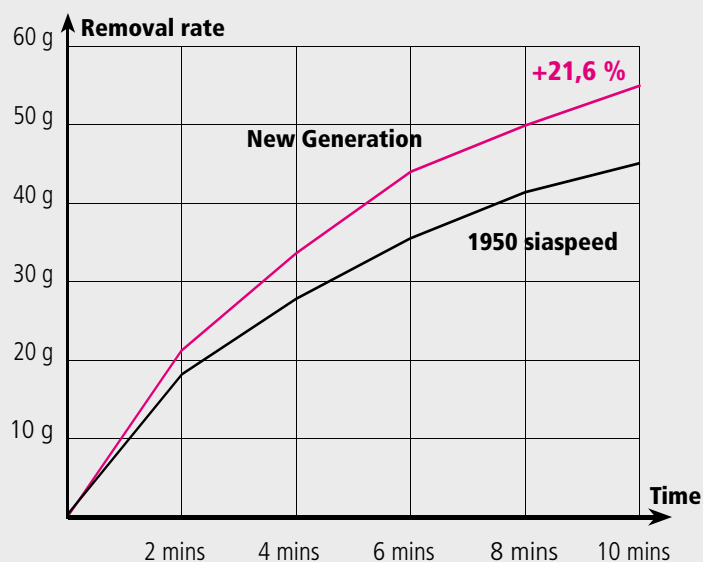


- Minimal clogging due to open coating technology and optimised stearate composition (zinc-free)
- Maximum removal rate
- Longest lifetime
- Lower abrasive consumption
- Higher efficiency
- Lower costs

## Performance comparison

Abrasive:  
1950 siaspeed, P240, 150 mm diameter, 15-hole

Orbital sanding:  
5 mm stroke, soft Backing pad, surface: bodyfiller, Unipol polyester bodyfiller,  
robotised machine under laboratory conditions





# FiboTec

## An idea borrowed from nature. The innovation by sia Abrasives.

The new FiboTec multi-hole is based on a string of numbers known as the Fibonacci Sequence. As a hole pattern, this spiral structure, which crops up time and time again in nature, provides superior dust extraction, significantly reduced clogging and therefore a longer life of the abrasive.

### Standard hole pattern



Stringent, robot-aided testing in laboratory conditions produced astounding performance results:  
Depending on material and application, FiboTec works four times longer than standard abrasive discs.

### New FiboTec multi-hole: 50 % higher removal rate

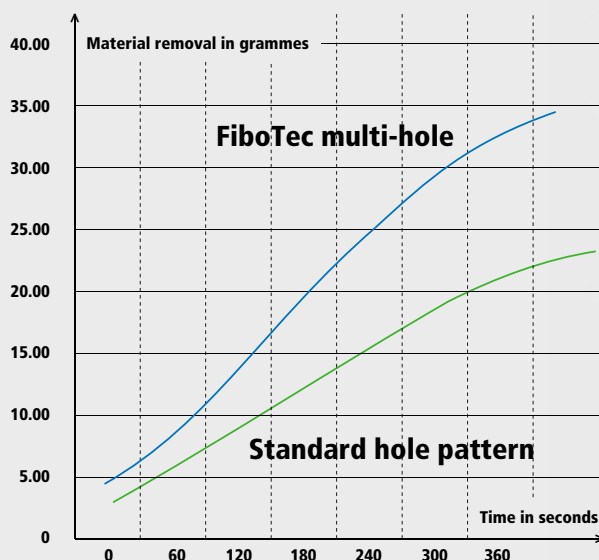


- Works up to 50 % faster due to better dust extraction and less clogging
- Higher productivity
- Higher process stability
- Better occupational health and safety

## Performance comparison

Abrasive:  
1950 siaspeed, 150 mm diameter, 119-hole, Grit: 400, Material: soft bodyfiller

Machine:  
eccentric, 150 mm, 5 mm stroke, 15-hole, Backing pad: 103-hole, soft  
Robotised machine under laboratory conditions



# siafast

## The fast and time-saving fastening system

sia Abrasives launched the fast and time-saving fastening system in 1983. The back of the abrasive is equipped with loops that can be very easily fastened to the Backing pad or hand sanding block which is equipped with hooks.

### A perfectly co-ordinated fastening system



The hook and loop system enables up to 10.000 quick and easy abrasive changes.


Optimum co-ordination between the loop length and the hook enables precisely the right strength to be ensured for all applications and customer needs.

### Best surface results



- Cool sanding
- Less clogging thanks to special ventilation effect
- Increased safety during the finishing of surfaces and contours due to the cushioning spring effect between the hook-and-loop surfaces
- Little dust, little moisture and few temperature fluctuations

## Loops



### Hook type



J hook



Mushroom head



Double hook



Hexagonal mushroom  
(micro hook and loop)



Palm hook



Pushbutton mushroom

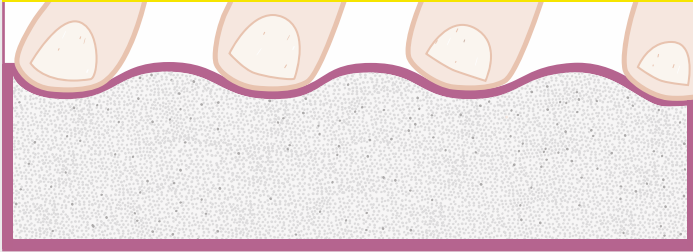


# siasoft

## The coated abrasive for gentle use

siasoft is a foam-backed abrasive which ensures very gentle and consistent abrasive use. It prevents unwanted sanding-through and helps to achieve perfect surface quality with minimal scratch depth.

### Pressure-equalising



### Adaptable to contours



- The foam hardness is matched to the application, enabling siasoft to deliver optimum pressure distribution for a consistent sanding pattern.
- No sanding-through. The soft backing material prevents pressure points caused by fingers. siasoft is therefore especially suitable for fine and intermediate varnish sanding on surfaces or curves.
- The abrasive is very adaptable to contours due to the foam-laminated back. It is especially suitable for hard-to-reach and profiled surfaces.
- With siasoft there is no formation of folds or buckling. This enables a consistent sanding pattern without scratches.



- 1 Abrasives  
2 Foam backing















# Perfect components

**Polishing system**  
**Hand sanding blocks**  
**Backing pads**




Page 46  
Page 47  
Page 48




## Polishing material

siachrome	Dimension	Part number
	<b>siachrome cut 1 kg</b> Highly effective scratch remover	0020.6663
	<b>siachrome cut 250 ml</b> Highly effective scratch remover	0020.7047
	<b>siachrome finish 1 kg</b> Microfine finishing paste	0020.6664
	<b>siachrome finish 250 ml</b> Microfine finishing paste	0020.7048











## Glaze

siachrome	Dimension	Part number
	<b>siachrome pearl 1 litre</b> Glaze	0020.6667
	<b>siachrome pearl 250 ml</b> Glaze	0020.7049
	<b>siachrome platinum 0.2 litres</b> Premium paint wax	0020.6665




## Cleaner

siachrome	Dimension	Part number
	<b>siachrome magic 0.5 litres</b> Heavy-duty cleaner	0020.6666




## Polishing accessories

siachrome	Dimension	Part number
	<b>Lambskin</b> ø 135 mm Type: siafast  Lambskin for polishing paints and buffing up old paints	0020.6674
	<b>Lambskin</b> ø 85 mm Type: siafast  Lambskin for polishing paints and buffing up old paints	0020.6673
	<b>Polishing disc, yellow</b> ø 145 mm Type: siafast  Polishing disc for polishing paints and buffing up old paints	0020.6671
	<b>Polishing disc, yellow</b> ø 85 mm Type: siafast  Polishing disc for polishing paints and buffing up old paints	0020.6672
	<b>Polishing disc, black</b> ø 145 mm Type: siafast  Polishing disc for removing holograms or sealing applications	0020.6676
	<b>Polishing disc, black</b> ø 85 mm Type: siafast  Polishing disc for removing holograms or sealing applications	0020.6675
	<b>Application puck</b> ø 130 mm  The anatomically shaped application puck fits well in the palm of the hand during polishing	0020.6668
	<b>Microfibre cloth</b> Microfibre cloth for cleaning surfaces	0020.3185
	<b>Premium cloth</b> Premium cloth for ultra-gentle cleaning of paint finishes	0020.6670
	<b>Polish-bottle stand</b> 315 x 104 x 130 mm for 1 kg / 1 l siachrome bottle	0020.7431

## Backing pad for polishing







Dimension		Part number
	<b>ø 75 mm</b> Type: soft	0020.4899
	Backing pad for polishing and lambskin pads siafast hook and loop system M14	
	<b>ø 125 mm</b> Type: soft	0020.6669
	Backing pad for polishing and lambskin pads siafast hook and loop system M14	
	<b>ø 125 mm</b> Type: soft	0020.6741
	Backing pad for polishing and lambskin pads siafast hook and loop system M 5/8"	

## Hand sanding blocks





Dimension		Part number
	<b>Cork hand sanding block</b> 70 x 125 x 40 mm Type: hard	0020.0095
	siafast hook and loop system Dry application	
	<b>Hand sanding block</b> 70 x 125 x 30 mm Type: hard	0020.0389
	siafast hook and loop system Dry and wet sanding	
	<b>Hand sanding block</b> 70 x 125 x 38 mm Type: double-sided (medium hard-blue / extra soft-white)	0020.0342
	siafast hook and loop system Dry application	






## Hand sanding blocks

Dimension		Part number
	<b>Finiblock for self-adhesive discs</b> ø 30 mm Type: double-sided (soft / hard)	0020.3286
	self-adhesive	
	<b>Finiblock for siafast discs</b> ø 30 mm Type: double-sided (soft / hard)	0020.3285
	siafast hook and loop system	
	<b>Hand sanding block with centre hole</b> ø 73 mm Type: soft	0020.7388
	siafast hook and loop system 22 mm centre hole	
	<b>Hand sanding pad round</b> ø 150 mm Type: soft	0020.0364
	siafast hook and loop system	
	<b>Hand sanding block</b> 60 x 128 x 16 mm Type: double-sided (extra soft-orange / soft-black)	0020.3713
	Wet sanding	
	<b>Hand sanding block</b> 67 x 122 x 35 mm Type: double-sided (soft / hard)	0020.0343
	siafast hook and loop system Wet sanding	





## Hand sanding blocks

Standard	Dimension	Part number
	<b>70 x 125 mm</b> 29-hole	0020.6514
	<b>70 x 198 mm</b> 41-hole	0020.6515
	<b>70 x 400 mm</b> 68-hole	0020.6516
	<b>115 x 230 mm</b> 49-hole	0020.6517










## Hand sanding blocks

Flexible	Dimension	Part number
	<b>70 x 198 mm</b> 41-hole	0020.6695
	<b>70 x 400 mm</b> 68-hole	0020.7045
	<b>115 x 230 mm</b> 49-hole	0020.6518

## Hand sanding blocks










Accessories	Dimension	Part number
	<b>Extraction hose</b> 4000 mm, ø 25 mm diameter of small end: 21 mm	0020.3925
	Dust extraction hose for hand sanding blocks	
	<b>Carbon-look block board</b> 895 x 305 x 12 mm	0020.7297
	The hand sanding blocks can be stored tidily on the Carbon Look Block Board.	
	<b>Carbon-look disc board</b> 895 x 368 x 160 mm	0020.7298
	The Carbon Board Disc Look offers enough space to tidily store abrasive discs of the five main grits ranges.	
	<b>Intermediate pad</b> 70 x 198 mm, 41-hole Thickness: 10 mm Type: dry sanding	0020.6524
	Pressure-equalising foam intermediate pad for multi-hole and mesh-like abrasive discs.	

## Backing pad for random orbital sanders



	Dimension	Part number
	<b>ø 150 mm</b> 103-hole Type: extra soft, siafast hook and loop system Pad: 5/16; M8	0020.5742
	Backing pad for multi-hole and mesh-like siafast abrasive discs	
	<b>ø 150 mm</b> 103-hole Type: soft, siafast hook and loop system Pad: 5/16; M8	0020.5740
	Backing pad for multi-hole and mesh-like siafast abrasive discs	
	<b>ø 150 mm</b> 103-hole Type: hard, siafast hook and loop system Pad: 5/16; M8	0020.5741
	Backing pad for multi-hole and mesh-like siafast abrasive discs	
	<b>ø 30 mm</b> without holes Type: soft, self-adhesive Pad: 1/4	0020.4689
	Backing pad for self-adhesive daisy discs	
	<b>ø 32 mm</b> without holes Type: soft, siafast hook and loop system Pad: 5/16	0020.1839
	Backing pad for self-adhesive daisy discs	
	<b>ø 77 mm</b> without holes Type: soft, siafast hook and loop system Pad: 5/16	0020.1988
	Backing pad for siafast discs	
	<b>ø 125 mm</b> without holes Type: soft, siafast hook and loop system Pad: 5/16	0020.6730
	backing pad for siafast discs	
	<b>ø 125 mm</b> without holes Type: hard, siafast hook and loop system Pad: 5/16	0020.6731
	Backing pad for siafast discs	
	<b>ø 125 mm</b> 8-hole Type: extra soft, siafast hook and loop system Pad: 5/16	0020.0540
	Backing pad for siafast discs	



## Backing pad for random orbital sanders









Dimension	Part number
 <b>ø 125 mm</b> 8-hole Type: hard, siafast hook and loop system Pad: 5/16  Backing pad for siafast discs	0020.0539
 <b>ø 125 mm</b> 54-hole Type: soft, siafast hook and loop system Pad: 5/16  Backing pad for siafast discs	0020.6728
 <b>ø 125 mm</b> 54-hole Type: hard, siafast hook and loop system Dry application Pad: 5/16  Backing pad for siafast discs	0020.6729
 <b>ø 150 mm</b> without holes Type: soft, siafast hook and loop system Pad: 5/16  Backing pad for siafast discs	0020.0346
 <b>ø 150 mm</b> without holes Type: soft, siafast hook and loop system Pad: 5/16  Backing pad for siafast discs	0020.6736
 <b>ø 150 mm</b> without holes Type: hard, siafast hook and loop system Pad: 5/16  Backing pad for siafast discs	0020.0345
 <b>ø 150 mm</b> without holes Type: hard, siafast hook and loop system Pad: 5/16  Backing pad for siafast discs	0020.6737
 <b>ø 150 mm</b> 15-hole Type: soft, siafast hook and loop system Pad: 5/16  Backing pad for siafast discs	0020.4740
 <b>ø 150 mm</b> 54-hole Type: soft, siafast hook and loop system Pad: 5/16  Backing pad for siafast discs	0020.6734

## Backing pad for random orbital sanders









Dimension	Part number
 <b>ø 150 mm</b> 54-hole Type: hard, siafast hook and loop system Pad: 5/16  Backing pad for siafast discs	0020.6735
 <b>ø 200 mm</b> 9-hole/multi-hole Type: soft, siafast hook and loop system  Backing pad for siafast discs	0020.4647












## Backing pad for rotary sanders

Dimension		Part number
	<b>ø 115 mm</b> Type: hard Pad: M14  Backing pad for fibre discs	0020.0348
	<b>ø 125 mm</b> Type: hard Pad: 5/8  Backing pad for fibre discs	0020.0431
	<b>ø 125 mm</b> Type: hard Pad: M14  Backing pad for fibre discs	0020.0350
	<b>ø 50 mm</b> Type: hard, siafix quick change system Pad: 1/4", 6 mm  Backing pad for siafix discs and mini angle grinder	0020.0132
	<b>ø 75 mm</b> Type: hard, siafix quick change system Pad: 1/4", 6 mm  Backing pad for siafix discs and mini angle grinder	0020.0133
	<b>ø 115 mm</b> Type: hard Pad: M14  Backing pad for scm discs	0020.0396
	<b>ø 115 mm</b> Type: soft, siafast hook and loop system Pad: 5/8  Backing pad for siafast discs	0020.2325
	<b>ø 115 mm</b> Type: soft, siafast hook and loop system Pad: M14  Backing pad for siafast discs	0020.0172

## Intermediate and protective discs

Dimension		Part number
	<b>Intermediate pad</b> ø 77 mm, without hole Type: dry sanding Thickness: 12 mm  Pressure-equalising foam intermediate pad	0020.0269
	<b>Intermediate pad</b> ø 125 mm, 54-hole Type: dry sanding Thickness: 10 mm  Pressure-equalising foam intermediate pad for multi-hole and mesh-like abrasive discs	0020.7234
	<b>Intermediate pad</b> ø 125 mm, 54-hole Type: dry sanding Thickness: 5 mm  Pressure-equalising foam intermediate pad for multi-hole and mesh-like abrasive discs	0020.7429
	<b>Intermediate pad</b> ø 150 mm, 15-hole Type: dry sanding Thickness: 12 mm  Pressure-equalising foam intermediate pad	0020.4546
	<b>Intermediate pad</b> ø 150 mm, 103-hole Type: dry sanding Thickness: 10 mm  Pressure-equalising foam intermediate pad for multi-hole and mesh-like abrasive discs	0020.5886
	<b>Intermediate pad</b> ø 150 mm, 103-hole Type: dry sanding Thickness: 5 mm  Pressure-equalising foam intermediate pad for multi-hole and mesh-like abrasive discs	0020.7430
9089 siaklett	Dimension	Part number
	<b>Protective disc</b> ø 145 mm, without holes Thickness: 1 mm  siafast for siaair and siacarat Discs with Ø 150 mm	0020.3453
	<b>Intermediate pad</b> ø 147 mm, 33-hole Thickness: 1 mm  Ensures optimal extraction by FiboTec multihole disc on Mikroklett backing pad	0020.7428



## Various

	Dimension	Part number
	<b>Strip eraser</b> Thickness: 15 mm ø 88 mm Scope of supply: 3 strip erasers 5/16 inches + 1 adaptor with 6 mm shaft  The strip eraser is ideal for removing bonded film, profile strips, glue marks, adhesive labels and double-sided adhesive tape without making a hole	0020.3983
	<b>Guide control black powder set</b> Scope of supply: guide coat hand sanding block including foam sponge 2 cartridges 30 g each  Sanding down the black powder guide coat ensures that the surface is evenly sanded	0020.2302
	<b>Guide control black powder</b> Scope of supply: 6 cartridges, 30 g each  Cartridges for refilling black powder guide coat set	0020.2301
	<b>siamat cleaning and abrasive paste</b> Scope of supply: 500 ml  Cleaning and abrasive paste for scuffing	0020.4174
	<b>fixing shaft</b> ø 6 mm Shaft diameter: 12 mm  Fixing pin for use in combination with siafleece SD discs	0029.0255
	<b>Mandrel for front loading strip</b> ø 6 mm Shaft diameter: 6 mm  Expansion mandrel for siastrip discs	0029.0287
	<b>Expansion mandrel connecting shaft 1/4</b> 52 mm ø 19 mm  Expansion mandrel for Ø 75 mm cutting discs	0020.1086
	<b>Expansion mandrel 6 mm connecting shaft</b> 52 mm ø 19 mm  Expansion mandrel for Ø 75 mm cutting discs	0020.0113
	<b>Dust cloth</b> 320 x 400 mm  Dust binder cloth specially designed for cleaning work	0020.0016

## Various

	Dimension	Part number
	<b>Dust cloth</b> 650 x 750 mm  Dust binder cloth specially designed for cleaning work	0020.0088

## Sales stands

	Dimension	Part number
	<b>Carbon-look workstation</b> 1150 x 750 x 540 mm	0020.7401
	<b>Packaging bracket</b> For packaging 150 mm discs (165 x 165 mm)  The bracket can be attached to a perforated plate using a hole-to-hole distance of 45 mm.	0020.7432





**Your Key to a Perfect Surface**

**[www.sia-abrasives.com](http://www.sia-abrasives.com)**